

**DELAWARE  
FORM 900-R**



DF30615019999



**Page 1  
Estate Tax Returns for Estates  
of Resident Decedents  
Dying in 2015  
Rev. Code 0003-01**

Date of Death: MM|DD|YY

**SECTION A: Decedent Information (Print or Type):**

Name of Decedent:	Names of Personal Representative:
Address of Decedent:	Address of Personal Representative:
City:	City:
State/Zip Code:	State/Zip Code:
Decedent's Social Security Number: <input type="text"/>	Personal Representative's Phone Number:
County in which Delaware real estate located:	Date Letter Granted:


**SECTION B: State Estate Tax**

1. Federal Taxable Estate (2015 Federal Form 706, line 3a)	\$ _____
2. Adjustments per 30 Del. C. §1501(4):	
a) QTIP property excluded from Federal Return	\$ _____
b) Non-taxable farmland	\$ _____
c) QTIP property left to surviving spouse	\$ _____
3. Delaware Estate (line 1 plus line 2a less lines 2b and 2c)	\$ _____
4. Applicable exclusion	
a) Basic applicable exclusion(Federal Form 706, line 9a)	\$ _____
b) Deceased spousal unused exclusion(Federal Form 706, line 9b)	\$ _____
c) Applicable exclusion amount (add lines 4a and 4b)	\$ _____
5. Delaware Taxable Estate (line 3 less line 4c)	\$ _____
6. Delaware Estate Tax (per Table A, page 3)	\$ _____

**SECTION C: Prorating Percentage**

If decedent was a Delaware resident with no real or tangible personal property located **outside of Delaware**, skip Lines 7 through 13 and enter amount from Line 6 on Line 14. This is your tax.

7. Enter the value of Delaware Taxable Property from Form 900-R, Schedule A, Page 4. (If zero, skip to Line 14.)	\$ _____
8. Enter the value of the federal taxable estate less the value of real and tangible personal property <i>not located in any of the States or the District of Columbia</i> from Form 900R, Schedule B, Page 5.	\$ _____
9. Divide Line 7 by Line 8 - carry to 4 decimal places.	_____



DF30615029999

**SECTION D: Tax Computation**

- 10. Multiply Line 6 by Line 9: \$ \_\_\_\_\_
- 11. Subtract Line 10 from Line 6: \$ \_\_\_\_\_
- 12. Enter amount of inheritance, estate, legacy, or succession taxes paid to any other state: \$ \_\_\_\_\_
- 13. Enter the smaller of Line 11 or Line 12: \$ \_\_\_\_\_
- 14. Tax Due. (Subtract Line 13 from Line 6.): \$ \_\_\_\_\_
- 15. Prior payments (explain in an attached statement) \$ \_\_\_\_\_
- 16. Balance due (or overpayment) (subtract line 15 from line 14) \$ \_\_\_\_\_

**SECTION E: SIGNATURE OF PERSONAL REPRESENTATIVE / PREPARER**

Signature of Preparer: \_\_\_\_\_ Date: MM|DD|YY

Street Address: \_\_\_\_\_

City: \_\_\_\_\_ State: \_\_\_\_\_ Zip Code: \_\_\_\_\_

Phone: \_\_\_\_\_

Under penalties of perjury, I declare that I have examined this return, including attachments and accompanying schedules and statements, and believe it is true, correct and complete.

Signature of Personal Representative: \_\_\_\_\_ Date: MM|DD|YY

Signature of Personal Representative: \_\_\_\_\_ Date: MM|DD|YY

Attachments: If you completed Lines 7 through 13, attach Schedules A and B, a copy of the United States Estate Tax Return, and copies of estate, inheritance, legacy or succession taxes from another state or the District of Columbia.


**MAKE CHECK PAYABLE AND MAIL TO: DELAWARE DIVISION OF REVENUE  
P. O. BOX 2044  
WILMINGTON, DE 19899-2044**

**When to File**

The return is due within 9 months after the date of the decedent's death. Interest starts to accrue 9 months after the date of death of the decedent at 1/2% per month.

**Extension**

The Secretary of Finance or his delegate, upon written request, may extend the time for the filing of the return, and may extend the time for payment of the tax for a reasonable period from the due date. If time for filing the federal Estate Tax Return of the decedent is extended, the time for filing the Delaware Estate Tax Return shall be automatically extended for a like period, provided an executed copy of such extension grant is furnished to the Division of Revenue before or with the filing of the return.




DF30615039999

**Table A – Computation for Delaware Estate Tax**

(1) Adjusted taxable estate equal to or more than ---	(2) Adjusted taxable estate less than ---	(3) Tax on amount in Column (1)	(4) Rate of tax on excess over amount in Column (1)	(1) Adjusted taxable estate equal to or more than ---	(2) Adjusted taxable estate less than ---	(3) Tax on amount in Column (1)	(4) Rate of tax on excess over amount in Column (1)
0	40,000	0	(Percent) None	2,040,000	2,540,000	106,800	8.0
40,000	90,000	0	0.8	2,540,000	3,040,000	146,800	8.8
90,000	140,000	400	1.6	3,040,000	3,540,000	190,800	9.6
140,000	240,000	1,200	2.4	3,540,000	4,040,000	238,800	10.4
240,000	440,000	3,600	3.2	4,040,000	5,040,000	290,800	11.2
440,000	640,000	10,000	4.0	5,040,000	6,040,000	402,800	12.0
640,000	840,000	18,000	4.8	6,040,000	7,040,000	522,800	12.8
840,000	1,040,000	27,600	5.6	7,040,000	8,040,000	650,800	13.6
1,040,000	1,540,000	38,800	6.4	8,040,000	9,040,000	786,800	14.4
1,540,000	2,040,000	70,800	7.2	9,040,000	10,040,000	930,800	15.2
-----	-----	-----	-----	10,040,000	-----	1,082,800	16.0



DF30615049999



**SCHEDULE A**

**WHO SHOULD USE SCHEDULE A:** Schedule A is used to complete Delaware Form 900-R, Estate Tax Return for Resident Decedents for the estate of a Delaware resident which paid estate, inheritance, legacy, or succession taxes to any other State or the District of Columbia. If this estate paid no estate, inheritance, legacy, or succession taxes to another state, you may skip Schedule A and Lines 7 through 13 of Form 900-R and go directly to Line 14, statement of estate tax due.

**PURPOSE OF SCHEDULE A:** Use Schedule A to calculate the value of Delaware Taxable Property for Line 7 of the Delaware Estate Tax Return. This is the numerator of the proration percentage at Line 9 of the return. The proration percentage is necessary to calculate the correct amount of credit allowed for estate, inheritance, legacy, or succession taxes paid by a Delaware resident's estate to another State and the District of Columbia.

**DELAWARE TAXABLE PROPERTY:** Delaware Taxable Property is the value of real property and tangible personal property which is included in the gross estate for federal estate tax purposes and located in Delaware at the time of the Decedent's death plus intangible personal property located anywhere, less the amount of deductions permitted on the federal estate tax return which are attributed to the Delaware property. Schedule A is completed using information taken from the Schedules attached to the federal estate tax return, Form 706.

1. \_\_\_\_\_ Delaware Real Property to the extent shown on Form 706, Schedules A, E, F, G, and/or H.
2. \_\_\_\_\_ Value of qualified conservation easement exclusion allowed for Delaware property. Form 706, Schedule U.
3. \_\_\_\_\_ Subtract (2) from (1).
4. \_\_\_\_\_ Tangible personal property located in Delaware to the extent shown on Form 706, Schedules E, F, G, and/or H.
5. \_\_\_\_\_ Intangible personal property everywhere. Form 706, Schedules B through I.
6. \_\_\_\_\_ Add (3), (4), and (5).
7. \_\_\_\_\_ Funeral Expenses. Form 706, Schedule J.
8. \_\_\_\_\_ Cost of administering estate in Delaware. Form 706, Schedule J.
9. \_\_\_\_\_ Debts of a resident Decedent including mortgages and liens on Delaware property, from Form 706, Schedule K. Do not include mortgages and liens on property outside of Delaware.
10. \_\_\_\_\_ Net losses on account of Delaware real and tangible personal property and on intangible personal property during the estate administration. Form 706, Schedule L.
11. \_\_\_\_\_ Expenses incurred in administering Delaware property not subject to claims. Form 706, Schedule L.
12. \_\_\_\_\_ Bequests, etc. to Surviving Spouse from Delaware property. Form 706, Schedule M.
13. \_\_\_\_\_ Charitable, Public and Similar Gifts and Bequests paid from Delaware property. Form 706, Schedule O.
14. \_\_\_\_\_ Add Lines (7) through (13).
15. \_\_\_\_\_ Subtract Line (14) from Line (6). This is the Delaware Taxable Property. Enter on Form 900-R, Line 7.



DF30615059999



**SCHEDULE B**

**WHO SHOULD USE SCHEDULE B:** Schedule B is used only for the estate of a resident which paid estate, inheritance, legacy, or succession taxes to any other State or the District of Columbia. If this estate paid no estate, inheritance, legacy or succession taxes to another state, you may skip Schedule B and Lines 7 through 13 of Form 900 - R and go directly to Line 14, statement of estate tax due.

**PURPOSE OF SCHEDULE B:** Use Schedule B to calculate the value of "federal taxable estate, less the value of real and tangible personal property not located in any of the States or the District of Columbia" for Line 8 of the Delaware Estate Tax Return. This is the denominator of the proration percentage at Line 9.

**ATTACHMENTS:** Attach to Schedule B a copy of each of the schedules from federal Form 706 listing real or tangible personal property located outside the United States and the District of Columbia which was included in Line 1 of the federal estate tax return, Form 706, and on each schedule indicate the item and value of or amount of such property.

Attach Schedule B to the Delaware Estate Tax Return, Form 900-R.

1. \_\_\_\_\_ Enter value of taxable estate from Line 3a of Federal Form 706.
2. \_\_\_\_\_ Enter the gross value of real or tangible personal property located outside of the fifty states and the District of Columbia that was included in Line 3a of Federal Form 706.
3. \_\_\_\_\_ Enter the amount of mortgages and liens on the value of real and tangible personal property listed at Line (2).
4. \_\_\_\_\_ Enter the expenses of administering property listed at Line (2).
5. \_\_\_\_\_ Add Lines 3 and 4.
6. \_\_\_\_\_ Subtract Line (5) from Line (2).
7. \_\_\_\_\_ Subtract Line (6) from Line (1) and enter on Line 8 of the Delaware Estate Tax Return, Form 900-R.